

A world of applications

Since 2003, microbiology and clinical sciences have evolved significantly. Accordingly, Copan has expanded its swabs range to fit new applications: the great flexibility and reliability of FLOQSwabs® are the key to their current global success in clinical laboratories, pharmaceutical and food companies, crime labs, and even as self-collection devices. Discover in the field-dedicated brochures where FLOQSwabs® are used!



Clinical

FLOQSwabs® home game: viral, bacterial, and nucleic acid sample collection for clinical purposes.



Business Alliances

FLOQSwabs® proved to be the best ally of the diagnostic companies' finest products!



Industries

FLOQSwabs® technology applied to the food, pharma, and cosmetic industries.

Our Scientific references

All the independent studies we cited in this brochure are listed here.

1. Zasada, A.A., Zacharczuk, K., Woznica, K. et al. The influence of a swab type on the results of point-of-care tests. AMB Expr, 2020.
2. Patrick Kiio Munywoki, Fauzat Hamid, Martin Mutunga, et al. Improved detection of respiratory viruses in pediatric outpatients with acute respiratory illness by Real-Time PCR using nasopharyngeal Flocked swabs. Journal of Clinical Microbiology, 2011.
3. David J. Speicher, Kathy Luinstra, Emma J. Smith, et al. Non-invasive detection of IgG antibodies from common pathogenic viruses using oral flocked swabs. Diagnostic Microbiology and Infectious Disease, 2020.
4. Carolyn DeByle, Lisa Bulkow, Karen Miernyk, et al. Comparison of nasopharyngeal flocked swabs and nasopharyngeal wash collection methods for respiratory virus detection in hospitalized children using real-time polymerase chain reaction. Journal of Virological Methods, 2012.
5. Louise Cadman, Caroline Reuter, Mark Jitlal, et al. A randomised comparison of different vaginal self-sampling devices and urine for human papillomavirus testing - Predictors 5.1. Cancer Epidemiol Biomarkers Prev, 2021.
6. Su Pei Khoo, Wen Tzian Lim, Reena Rajasuriar, et al. The Acceptability and Preference of Vaginal Self-sampling for Human Papillomavirus (HPV) Testing among a Multi-ethnic Asian Female Population. Cancer Prev Res, 2021.
7. Avika Misra, David J. Speicher, Kathy Luinstra, et al. Self-collected oral flocked swabs to measure prevalence of Epstein-Barr Virus antibodies and DNA amongst university students. Diagnostic Microbiology and Infectious Disease, 2021.
8. M Saville, D Hawkes, MHT Keung, et al. Analytical performance of HPV assays on vaginal self-collected vs practitioner-collected cervical samples: the SCoPE study. Journal of Clinical Virology, 2020.


Address: #4A (10683) Sta. Fe Sub., Batong Malake,
Los Banos, Laguna 4030
T/f: (+632) 584-4762 or (+6349) 536-0625
T.: (+6349) 310-0878

Sales: enquiries@diamed-ph.com
Service & Support: customer-support@diamed-ph.com




Copan

innovating together



FLOQSwabs® are made of a solid molded plastic applicator shaft with a tip, which can both vary in size and shape. Thanks to their patented flocked tip, FLOQSwabs® ensure a flawless specimen collection, which expands downstream diagnostic testing capabilities.



Patented flocked surface
Ensures a quick, capillary-driven sample uptake and an efficient elution of the biological specimen.

Adhesive compound
High efficiency and cohesion formula, compatible with all your specimens collection.

Plastic shaft
Maximum strength and flexibility, long-term stability.

The advantages

Preanalytics turning point

FLOQSwabs® brought many innovations in the preanalytical field, making healthcare professionals' wishes come true.



Optimal absorption and release



Designed for multiple collection sites



Various shapes, shafts, and tips



Combination with different media

Shafts and tips

Collection efficiency, operator safety

Supporting this new-fashioned tip, a specially designed and customizable plastic shaft endows FLOQSwabs® with the highest strength and flexibility. The shaft can also be provided with a breaking point for a smooth release of the tip inside the tube after specimen collection. Like the flocked tips, all our shafts have been designed and are manufactured in-house.



Keeping our star safe

Intellectual property

The products result from our constant innovation – like FLOQSwabs® – are of great value to us. That's why we make every effort to obtain and maintain all necessary intellectual property rights and utilize them effectively and fairly in growing our business.



www.diamed-ph.com



linkedin.com/company/diamed-enterprise



facebook.com/diamedenterprise

A patented technology


Why so special?

Copan conceived the FLOQ® technology in 2003, to answer the need of healthcare professionals for a more efficient sample collection. The main feature of this technology is the perpendicular arrangement of the short Nylon® fibers. This invention revolutionized the preanalytical world, bringing sampling to the next level.

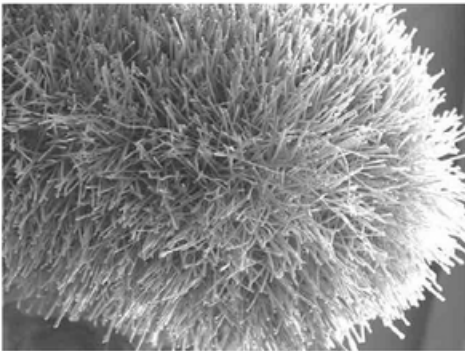
Structure

From FLOQ® to FLOQSwabs®

Applied on the tip of a plastic shaft, the FLOQ® technology gives life to our beloved FLOQSwabs®. Unlike the structure of other swabs, this ensures a quick, capillarity-driven sample uptake and – thanks to the absence of a disorganized fiber structure trapping the sample – a superior elution of the biological specimen¹.



Microscope image of fiber swab



Microscope image of FLOQSwabs®



Superior

Compared to other swabs, FLOQSwabs® have no internal core to trap the sample, allowing rapid adsorption and ensuring fast and complete specimen elution.



Combinable with different media

FLOQSwabs® can be paired with different bacteriology and virology collection and transport media, expanding their flexibility even further and making them compatible with countless downstream assays.



Designed for multiple collection sites

Various shaft and tip dimensions made FLOQSwabs® a well-tolerated alternative to invasive and costly collection procedures in many anatomical sites.



Customizable

Do you have special needs? Customized FLOQSwabs® are also available upon request.

A powerful tool...

Cut out for everyone

FLOQSwabs® nowadays offer variable sizes, diameters, and tip shapes to be used in plenty of applications and anatomical collection sites. This made FLOQSwabs® a well-tolerated alternative to invasive, painful, and costly collection procedures³⁴. Do you have special needs? Customized FLOQSwabs® are also available upon request.



Media pairing

The perfect match

The combination of FLOQSwabs® with different Bacteriology and Virology transport media expands their flexibility even further. Whether you have a specific collection site, pathogen, or downstream application in mind, Copan will be able to suggest the best combination to suit your needs. All transport media are also available in Copan.

UTM®
Transport medium for collection, transport, and storage of viruses.

eSwab®
Collection and transport media for traditional bacteriology culture.

eNAT®
Inactivates microbial viability preserving nucleic acids for molecular assays.

Mswab®
Collection and preservation media optimized for molecular applications.

SRK®
Rapid, and simple system for surfaces' microbiological quality control.



Self-collection

Prevention is in your hands!

The simplicity and comfort of FLOQSwabs® paved the way for testing outside the point-of-care. To date, Copan developed a product line specifically designed and intended for self-collection procedures⁵. By removing practical issues - like travel, work commitments, emotional barriers, and cultural factors - self-sampling helped increase the attendance rate in many health programs⁶,⁷⁸.